

How to apply for a GO Virginia Region 2 grant

STEP 1: BRAINSTORM IDEAS

Gather together friends, neighbors, colleagues, and fellow innovators to brainstorm ideas that could generate prosperity in our region. Find and review formal application at <https://cece.vt.edu/GOVAR2/RequestforProposals.html>

STEP 2: PRIORITIZE

1. Does the project fit within one of these four growth industries?



IT, Engineering, & Emerging Tech



Transportation & Autonomy



Materials and Machinery Manufacturing



Life Sciences & Biotechnology

2. Does it have the potential to bring high-paying jobs to the region? Yes No

3. What is the budget for your idea?

4. What kind of return on investment would your community or the state expect to see?

5. Does our region have an already skilled workforce to fill those jobs? Is there training locally to create a skilled workforce?

STEP 3: CHOOSE WHICH GRANT TYPE IS RIGHT FOR YOU

A Planning Grant

Regional focused planning project, groundwork for a Per Capita grant

- ▶ Funding: \$100,000
- ▶ Total Match: 1:1 *
- ▶ Partner Engagement: 2+ localities
- ▶ Duration of Project: 1 year

B Per Capita Implementation Grant

Regionally focused implementation projects

- ▶ Funding: Over \$100,000
- ▶ Total Match: 1:1 *
- ▶ Local Match: 20% of total match*
- ▶ Partner Engagement: 2+ localities
- ▶ Duration of Project: 2 years

C State Competitive Grant

Multi-region implementation projects between 2 or more GO Virginia regions

- ▶ Funding: Over \$1,000,000
- ▶ Total Match: 1:1
- ▶ Partner Engagement : 2+ regions
- ▶ Local match: Required. 2+ localities
- ▶ Duration of project: 2 years

*Match waivers are available to request a reduction of Total Match and a reduction or waiver of Local Match

STEP 4: BE PREPARED TO SHOW THE FOLLOWING IN YOUR APPLICATION

A Collaboration

B Applicant Eligibility

C Matching Funds

D Return on Investment Estimate

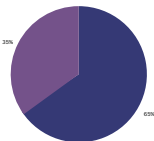
Public/private entities can show evidence of financial participation by collaborating with localities and must meet a minimum threshold. Grant funds should offer broad community benefits and are not to be used as economic development incentive payments or to promote the activities of a single entity.

STEP 5: KEY CONSIDERATIONS FOR YOUR APPLICATION

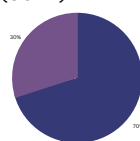
A Threshold Components

Make sure your project covers all five points.

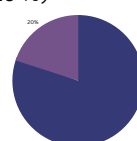
B Economic Impact (35%)



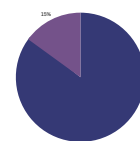
C Regional Collaboration (30%)



D Project Readiness and Capacity (20%)



E Project Sustainability (15%)



STEP 6: SUBMIT YOUR APPLICATION

For questions and assistance on project development, email Quina Weber-Shirk (quina@vt.edu).

Letters of interest should be submitted via email to Quina Weber-Shirk (quina@vt.edu).

To access the application form, visit <https://cece.vt.edu/GOVAR2/RequestforProposals.html>.