



**Joint meeting of the Center for Economic and Community Engagement Advisory Board  
and the Virginia Tech Council on Vibrant Virginia  
Virginia Tech Corporate Research Center  
1900 Kraft Drive, Moss Research Building, Blacksburg  
Curiosity Conference Room  
September 30, 2024, 1:00 PM - 3:00 PM**

- 1:00 PM Welcome and Introductions
- Guru Ghosh, Vice President, Outreach & International Affairs
- 1:15 PM Director's Report, Board Actions, and Distribution of New CECE Magazine
- John Provo, Executive Director, CECE
  - Julia Kell, Communications Specialist, CECE
- 1:30 PM Capacity Building for Community-Led Problem Solving: The Case of Childcare
- Beth Doughty, Partnership for Regional Prosperity
  - Angela Wells and Lakisha Word, Center for Early Success
  - Ashley Posthumus and Dylan Andrews, Economic Development Specialists, CECE
- 2:30 PM Vibrant Virginia, accomplishments and plans
- Scott Tate, Associate Director for Community Innovations, CECE
- 3:00 PM Adjournment

**ZOOM**

<https://virginiatech.zoom.us/j/87651207970?pwd=xidkvYW1CM026aoXg1UXbCnNK2hnjY.1>

Meeting ID: 876 5120 7970

Passcode: 116385

CENTER FOR ECONOMIC AND COMMUNITY ENGAGEMENT

# Director's Report Fall 2024




---

---

---

---

---

---


---

---

CENTER FOR ECONOMIC AND COMMUNITY ENGAGEMENT

## Our Charge

- Increasing the university's impact
- Elevating the *Ut Prosim* difference
- Maintaining a transdisciplinary focus
- Addressing the urban-rural divide




---

---

---

---

---

---

---

---

CENTER FOR ECONOMIC AND COMMUNITY ENGAGEMENT

## Mission

We advance economic and community prosperity through delivery of applied research, engaged partnerships, and targeted university expertise.

**We value:**

- Connecting communities
- Collaboration and teamwork
- Continuous learning
- Community-tailored research
- Promoting equitable development

---

---

---

---

---

---

---

---

### Strategic Initiatives

We work with partners on regional transformation and community innovations; impact, design and evaluation analysis for industries, communities, and institutions; and support for talent development and experiential learning initiatives. This is all delivered with support from federal, state, local, and non-profit funders, as well as the university.

**Programs:**

- Applied Research
- Vibrant Virginia
- US EDA University Center
- GO Virginia
- Virginia Talent + Opportunity Partnership

---

---

---

---

---

---

---

---

---

---




---

---

---

---

---

---

---

---

---

---

### Regional Transformation

- Appalachian Regional Commission**
- ARISE Planning Grant: Setting Appalachia's Workforce on Track to Adapt to the Changing Construction, Kentucky, Tennessee, North Carolina, Ohio, Pennsylvania, Virginia, and West Virginia partnership with Virginia Tech College of Engineering
- GO Virginia**
- Region 2, New River, Lynchburg, Roanoke-Allegheny Regions
  - Materials and Machinery Cluster Scale-Up Planning, from New River Valley Regional Commission
  - Support Organization Service
  - Talent Pathways Initiative, with Virginia Tech College of Engineering
- Region 3, Southern Virginia**
- Council Facilitation and Strategic Consultation
  - Controlled Environment Agriculture Strategy and Roadmap, with Institute for Advanced Learning and Research
- Region 5 and 6, Coastal Virginia and Hampton Roads**
- Promoting Careers in Aquaculture, Hampton Roads and Coastal Virginia
- Region 7, Northern Virginia**
- Virginia Alliance for Semiconductor Technology, from Virginia Tech Department of Electrical and Computer Engineering
- Institute for Advanced Learning and Research**
- GOVA Region 3, Controlled Environment Agriculture Hub, Project Development and Application Assistance
- US Economic Development Administration**
- Tech Hubs Program, Virginia's Additive Manufacturing and Advanced Materials Tech Hub, New River Valley and Danville, with the New River Valley Regional Commission
  - University Center Program, CO Virginia Region 1, 2, 3, parts of 4, 5, and 6, with Virginia State University
  - University Economic Development Association, National University Center Cohort Program
- VERGE Technology Alliance**
- Strategic Services, Roanoke-Blacksburg
- Virginia Tobacco Region Revitalization Commission**
- Strategic Planning, Southern and Southwest Virginia



Members of the Tech Hub consortium gathered at the Institute for Advanced Learning and Research in August 2024 and toured the facilities.



An ARC ARISE workshop took place at Hitt Hall in July 2024.

---

---

---

---

---

---

---

---

---

---

CENTER FOR ECONOMIC AND COMMUNITY ENGAGEMENT

Community Innovations



Ashley Posthumus (at left) and Dylan Andrews, economic development specialists for the Center for Economic and Community Engagement, found that the lack of child care options has had a severe impact on families in the Danville-Pittsylvania region.



CECE is working with the Harvest Foundation to learn what the people, families, and youth in Martinsville and Henry County feel is necessary and valuable for youth to thrive. The Harvest Foundation's SEED program will pay for eligible students to go to community college for two years.


- Allegheny Foundation, Vibrant Virginia, Economic Scan and Strategic Work Plan, Allegheny-Covington
- Center for Early Success, Childcare Feasibility and Business Pro Forma Study, Danville-Pittsylvania
- Christopher Newport University, Poverty Leadership Study, Virginia
- Harvest Foundation, Vibrant Virginia, Strategic Road Map for Thriving Youth, Martinsville and Henry County
- Mellon Foundation, Monuments Across Appalachia VA from Virginia Tech College of Liberal Arts and Human Sciences
- Partnership for Regional Prosperity, Childcare Needs Assessment, Danville-Pittsylvania
- Patrick County Chamber of Commerce, Facilitation and Surveys
- Virginia Cooperative Extension
  - Arrowbrook Urban Extension Center Feasibility Study, Fairfax County
  - Community Economic Development Program Development, Statewide
- Virginia Tech College of Agriculture & Life Sciences, Community Based Research for Farmworker Wellness
- Virginia Tech Outreach and International Affairs and Virginia Cooperative Extension, Vibrant Virginia

Series of horizontal lines for notes.

CENTER FOR ECONOMIC AND COMMUNITY ENGAGEMENT

Impact, Design and Evaluation

- Appalachian Regional Commission (ARC), Evaluation of ARC Outdoor Tourism and Recreation Grants
- Black BRAND, B-Force Accelerator Program Evaluation, Hampton Roads
- Friends of Southwest VA, Spreadhead Trails Strategic Planning, SWVA, with Virginia Tech Department of Forest Resources and Environmental Conservation
- National Science Foundation EPIC: Evaluation Capacity Building for Leveraging Innovation to Grow High Tech and University Partnerships (EGRETT IPI) collaborative from SUNY Canton, Kean University, Marymount University, Bowie College, and Alvernia University
- Roanoke Valley Regional Commission, Greenway Network Impact Study
- Shenandoah Valley Battlefields Foundation, Economic Impact Study
- St. Paul's College 4 Life Nonprofit, Organizational Development, Brunswick County
- Virginia Seafood Agricultural Research and Extension Center, Economic Impact Analysis, Hampton
- Virginia Tech Research and Innovation Division, for Southeastern Universities Research Association, Economic and Community Impact of Jefferson Lab, Newport News
- Virginia Tech Roanoke Center, Virginia Local Elected Official Learning Assessment Project
- Virginia Transportation Construction Alliance, Economic Impact Assessment of Crushed Stone Quarrying in Virginia
- Wellspring Foundation, Economic Impact Study for the Creeper Trail, SWVA



The CECE team visited the Seafood AREC on their Hampton Roads retreat.

Spreadhead Trails offers family-friendly ATV and equestrian trail systems.

Series of horizontal lines for notes.

CENTER FOR ECONOMIC AND COMMUNITY ENGAGEMENT

Talent Development and Experiential Learning

- Chimes, Cost Benefit Analysis of the AbilityOne Program, Greater Washington Area
- Mount Rogers Regional Partnership, CTE Learning Gaps Assessment Feasibility Study and Action Plan, with Virginia Tech Center for Rural Education
- New River-Mt Rogers Workforce Development Board, Southwest Virginia
  - Childcare Workforce Evaluation
  - Data Analysis
  - Early Childhood Education Career Target Industry Analysis
  - Work Based Learning Toolkit
- Urban Alliance, STEM Internships, Northern Virginia
- Virginia State Council of Higher Education, VTOP Region 2 Internship Collaborative, New River, Lynchburg, Roanoke-Allegheny
- Virginia Tech Department of Electrical and Computer Engineering
  - Major Design Experience Projects
  - Space @ VT: Industry Collaboration Development and New Frontiers in Space and the Future Workforce Conference



The Region 2 Internship Collaborative held a Career Fair event in the New River Valley in March 2024 that included a young professional panel.



Chimes, a nonprofit that focuses on providing employment and training opportunities for people with disabilities, contracted CECE to conduct a cost-benefit analysis of the Ability One program.

Series of horizontal lines for notes.

CENTER FOR ECONOMIC AND COMMUNITY ENGAGEMENT

## Pipeline - Under Review

- Center for Early Success, Shared Services Model, Danville-Pittsylvania
- Franklin-Southampton Economic Development Inc., Economic Development Strategic Plan
- National Science Foundation, with Virginia Tech School of Building Construction, Rural Urban Divide and Smart Technology Project Coordination, Virginia
- National Telecommunications and Information Administration, with Floyd County, Digital Equity Program Evaluation
- Powhatan County Economic Development Strategic Planning
- US Department of Agriculture, National Institute of Food and Agriculture, with Virginia Tech Center for Food Systems and Community Transformation, Participatory Food System Planning, Virginia
- US Department of Labor, New River Mount Rogers Workforce Development Board, Good Jobs Elder Care Needs Assessment and Evaluation
- US Department of Transportation, Federal Highway Administration, Charging and Fueling Infrastructure Program, with Virginia Tech Transportation Institute, Hydrogen Energy Workforce Development Gap Analysis, Virginia
- US Environmental Protection Agency, with Concerned Citizens of Charles City County (CC3) and Virginia Tech Department of Biological and Systems Engineering, Environmental and Climate Justice Community Change Grants Program
- Virginia Tech National Security Institute, Economic Impact Analysis




---

---

---

---

---

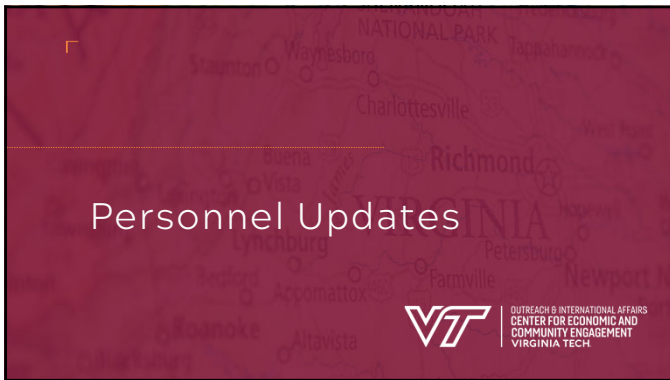
---

---


---

---

---



## Personnel Updates



OUTREACH & INTERNATIONAL AFFAIRS  
CENTER FOR ECONOMIC AND COMMUNITY ENGAGEMENT  
VIRGINIA TECH

---

---

---

---

---

---

---


---

---


---

CENTER FOR ECONOMIC AND COMMUNITY ENGAGEMENT

## Faculty and Staff Updates



**Bryan Jones**  
Economic Development Specialist



**Jemma Sabokrouh**  
Program Manager, GO Virginia and VTOP

---

---

---

---

---

---

---

---

---

---


### Student Researcher Updates



**Will Heltzel**  
Urban and Regional Planning, MURP



**Katie Lee**  
Urban and Regional Planning, MURP



**Makenzie Mann**  
Urban and Regional Planning, MURP



**Sadhana Manthapuri**  
School of Public and International Affairs, Planning and Global Governance, PhD



---

---

---

---

---

---

---

---

### Other Business



OUTREACH & INTERNATIONAL AFFAIRS  
CENTER FOR ECONOMIC AND COMMUNITY ENGAGEMENT  
VIRGINIA TECH



---

---

---

---

---

---

---

---

### Other business

- Q&A
- Minutes
- Open discussion



The CECE team poses for a picture outside of the Virginia Tech Newport News Center on their Hampton Roads retreat.



---

---

---

---

---

---

---

---

**CENTER FOR ECONOMIC AND COMMUNITY ENGAGEMENT**

**JOHN PROVO**  
jprovo@vt.edu  
cece.vt.edu



OUTREACH & INTERNATIONAL AFFAIRS  
CENTER FOR ECONOMIC AND COMMUNITY ENGAGEMENT  
VIRGINIA TECH

---

---

---

---

---

---

---

**Virginia Tech Center for Economic and Community Engagement (CECE)  
Advisory Board**

2000 Kraft Drive, Suite 2100, Blacksburg, VA

Crescent Conference Room

March 18, 2024 10:00 AM-1:00 PM

Board Members in Attendance: Guru Ghosh (Chair), Susan Short, David Devan (virtual), Eric Johnston (virtual), Deborah Flippo (virtual), Karen Roberto (virtual), Laura Belmonte(virtual), Sarah J. Dunnigan, Mike Gutter (virtual), Keith Holland (virtual), Conaway Haskins (virtual), Tracy Krauchun (virtual), John Provo, Lauren Stuhldreher (virtual), Kiyah Duffy (virtual)

Staff in Attendance: Holly Carroll, Julia Kell, John Register, Kim Gray, Quina Weber-Shirk, Sarah Lyon-Hill, Afroze Mohammed (virtual), Anna Nagorniuk (virtual), Mallory Tuttle, Emmalee Wagner

Invited Guests: Chris Williams, LS Randolph Professor, Mechanical Engineering and Philip Agee, Assistant Professor, Building Construction at Virginia Tech

**Welcome and Introductions**

Those in attendance (in person or virtually) introduced themselves. Guru Ghosh, thanked the members of the Advisory Board for their work and support to the center.

**Director's Report and Board Actions**

John Provo presented Director's Report for Spring 2024. He reviewed "Our Charge" for the university of increasing the university's impact, elevating the Ut Prosim difference, maintaining a transdisciplinary focus and addressing the urban-rural divide. John Provo then discussed CECE's mission to advance economic and community prosperity through delivery of applied research, engaged partnerships, and targeted university expertise. He then provided portfolio Updates. Highlights included ARC-Arise, National Whitewater Center, University Center Cohort Program, Tech Hubs, Virginia Cooperative Extension and VT Outreach and International Affairs and Vibrant Virginia. Local highlights focused on childcare and economic development as well as VTOP. John noted that many of our team members were out working on the Spearhead Trail Strategic Business Plan today.

In urban Virginia, highlights in the Greater Washington and Hampton Roads included Virginia Alliance for Semiconductor Technology, Go Virginia, CHIMES, and promoting careers in Aquaculture.

The Center is in conversation with many potential partners. John highlighted Concerned Citizens of Charles City County and VT College of Engineering.

Board member updates: Keith Holland, Associate Vice President for Research and Economic Development at James Madison University and Conaway Haskins, Vice President for Entrepreneurial Ecosystems, Virginia Innovation Partnership Corporation

Keith introduced himself and his excitement about opportunity to be a part of this Advisory Board.

Faculty and Staff Updates: Kim Gray, Administrative Assistant and Emmalee Wagner, GO Virginia Talent Pipeline Initiative, Program Coordinator. John introduced them both.

David Devan asked how projects were selected and which metrics are considered when selecting with respect to impact. John said that Sarah will later discuss the strategic planning process and project decision-making tools.

As David Devan had joined after introductions, John had him introduce himself. He leads a division called Economic Competitiveness for VEDP and looks into how Virginia can be more competitive for our target industries. John had Karen Roberto introduce herself as well as she joined virtually. She is the Executive Director for VT Institute for Society, Culture and Environment which is one of the research investment institutes. Kiyah Duffy also joined the meeting remotely. She is the Director of Strategic Initiatives at Fralin Life Science Institute.

John asked if there were any questions so far and Guru Ghosh asked two questions. One pertained to if and how CECE could play a part in Blacksburg's city planning, growth, economic development and economic assessment based on the current issue the town is having with community building and housing shortages. John indicated that they have been consulted, on occasion, by university leadership and John hopes they continue to call on CECE as the university shapes out their vision.

The other question from Guru pertained to, with the growth of AI and robotics, who at VT or where are the experts teaching at the nexus between neuroscience, consumer behavior, robotics and artificial intelligence. John responded that we do have some experts on some of these applications and have received some calls concerning this topic.

Sarah Lyon-Hill provided insight into the Economic Development Administration Tech Hub's planning grant. That is \$500,000 for developing strategies and implementation projects around working with Chris Williams (invited guest) and additive manufacturing and applied materials. CECE was able to tell EDA that we could be a national driver with this because of our planning and resources.

Sarah also discussed the project involving Phillip Agee. He is working with CECE through an ARC (Appalachian Regional Commission) ARISE grant. This is a \$500,000 planning grant revolving around, for the most part, workforce development in industrialized construction. Industrialized construction is basically taking traditional construction and moving it to a manufacturing facility and having much produced within the facility. The hope is to make the whole central Appalachian region an economic driver of industrialized construction.

### **Region Economic Transformation Projects**

Chris Williams, L.S. Randolph Professor, VT Department of Mechanical Engineering began his presentation on Virginia's Additive Manufacturing and Applied Materials Tech Hub (AM<sup>2</sup>). He thanked Sarah for leading the grant writing and the team for being able to build a sort of regional ecosystem around advanced manufacturing and materials. The idea came to fruition from Engineering Dean Julie Ross for a strategic vision of the College of Engineering. He first discussed the tech hub proposal – the half million-dollar version of that tech hub strategy planning branch called "AM squared". Manufacturing is always on political campaigns regardless of who is in the White House and manufacturing has had a significant amount of investment over the past several decades in the area. 3D printing is an advancement in additive manufacturing. We happen to have one of just a handful of US

owned, US driven added manufacturing companies in our region. There is a lot of potential here in the state of Virginia alone to invest in manufacturing. We have a space port, naval port and the I-81 corridor which is a unique asset to our region for large scale manufacturing. Goals of the Tech Hub were discussed. Chris was asked the question as to what other regions are destinations for additive manufacturing. Pittsburgh is closest as GE Aviation set up an R & D center at the airport. Youngstown, OH, Silicon Valley and Boston are other locations.

Chris indicated we are different than other areas as we have Meld Manufacturing in Christiansburg which manufacture 3D printing systems and Printworks which is a service company in Christiansburg that uses technology to make products. There are assets at VT with themes of advanced manufacturing and advanced materials. Likewise, the Navy has established their additive manufacturing center of excellence at the Institute of Advanced Learning Research in Danville. Fast Tech is also located in Danville. Chris expanded on the concept of 3D printing and then went into more depth of Meld Manufacturing. He expanded on what technology Virginia Tech has right on campus, which faculty are involved and a recent DOE grant they have been awarded. He spoke of Danville's Center of Excellence for Advanced Manufacturing where submarine parts are being built and workforce is coming to be trained on advanced manufacturing technologies. A question was asked regarding how small and medium businesses would be involved in the process. Chris explained that education would be provided around the commonwealth to get small and medium sized machine shops or parts manufacturers, for example, the ability to support the adoption of this technology. There is a focus to get people to adopt this technology as the defense industry, as one example, needs this technology. Sarah added that part of a GoVa grant is basically aligning this tech hub with our materials and machinery cluster for GoVa. VT has been awarded a \$3.5 million DoD grant specifically around manufacturing and workforce development for the defense industrial base which is creating a whole new curriculum for the undergraduate and graduate level as well as driving the workforce. Discussion, driven by Guru Ghosh's question, then centered around the regions ability to provide enough workforce to be able to populate these industries. Caution was advised by Sarah J. Dunnigan regarding forward thinking and focusing on other applications. Sarah Lyon-Hill indicated that this is what tech hubs is all about – focusing on a technology rather than an industry and seeing where a particular technology could be used across different industries.

Philip Agee, PhD, Assistant Professor, Myers-Lawson School of Construction, College of Engineering at VT, and Assistant Director, Virginia Center for Housing Research, began his presentation. His topics included the Industrialized Offsite Construction (IOC) and include ARISE, rethinking manufactured housing, and 3D Concrete Printing Affordable Housing. ARISE is a planning grant aimed at understanding the workforce in Central Appalachia. Partners include ADL Ventures at Ohio University and the community colleges of Appalachia. John Provo indicated it's an implementation grant which is already budgeted. Sarah Lyon-Hill added it was for as much as \$10 million. ADL is a private company interested in partnering start-ups and incumbents to commercialize innovation. CECE has developed a map of where the community colleges and where a curriculum can be built to deliver off site construction. Industrialized Offsite Construction (IOC) is defined as innovation and systems processes that are aimed at optimizing the entire build process from design to completion by standardizing building components/systems that can be manufactured/prefabricated, and also standardizing the processes used to design, manufacture, and assemble them. IOC aims to increase productivity, substitute labor-repetitive or intensive processes, fast track construction processes and commissioning,

reduce costs and risks, improve quality and sustainability and increase customizable options. Two of six or seven “Design Thinking Workshops” have taken place so far. The workshop culminates in a PICK (Possible, Implement, Challenge, Kill) exercise where participants indicate what the status quo of housing was in their region, then were asked to come up with how IOC could improve the status quo of housing/construction in their region and then how we can work towards that improvement. John Provo attended one of these workshops and was impressed with the mix of the group and felt meeting people in their region was an advantage. Eric Johnson, VA Community Action Partnership, indicated that two thirds of the 31 Community Action Agencies are involved in housing counseling and housing production. Eric indicated he could see his peers in the non-profit sector who are working on affordable housing construction helping to get some prototypes out there. They have already made a couple of 3D printed homes. He hopes to get people over the perception piece and convince others that this really can be a quality product.

Guru believed that there is a shortage of about 3-4 million homes in the US. Housing, is one of the most tax advantaged businesses to go into. Guru spoke of South Sudan, among others, as adopting shipping containers to be used as hotels. Guru also noted that Harper University in Northern India is studying alternatives to concrete as a building material.

Manufactured housing is the largest unsubsidized supply of affordable housing in the country and about 100,000 of these units are produced a year but they tend to depreciate once placed on someone’s property. Virginia Housing who is the state’s finance agency provides construction financing and local tax credits. A non-profit in Richmond called Projects Gems brought a property with a goal to replace the manufactured housing. They took a manufactured house which came with heating and open crawl space and added Hardie plank at the factory and, afterwards, a porch, gutters, central air and a conditioned crawl space was added. The crawlspace saved energy and kids are less likely to have asthma since there is not wet crawlspace air. In summary, industrialized offsite construction is cheaper, cleaner and greener.

Conaway Haskins, who joined later virtually, introduced himself. He is VP, Entrepreneurial Ecosystems at Virginia Innovation Partnership Corporation.

Philip described a 3D printed project they did. They have worked with Habitat for Humanity on some of these projects.

### **CECE Strategic decision-making framework**

Sarah Lyon-Hill indicated in 2018 they were in Chincoteague Island and the Center for Economic and Community Engagement was growing slowly but surely. They were pondering the questions of which projects to choose and why, how do we grow both individually as faculty but also as an organization and how to grow the overall presence of work and what is done across the Commonwealth. It was decided that maybe they should become a university center. So they decided a to make a strategic plan for themselves just as they do for outside groups. So, they came up with some goals. This has been a process over 2 years which will extend into 3+ years. In addition to their mission, they created five values.

They then did some logic modeling where activities that our done at our center (connections and collaborations) are identified. The idea is connecting university and regional resources, encouraging

collaboration towards more economic and community prosperity, applied research and technical assistance as well as thought leadership. The vision or metric they work with are community and economic prosperity, which includes community vibrancy, increased agency among partners, among communities, among individuals, increased social equity, jobs and business growth, external investment, better social outcomes, and diverse economy. Sarah looked at similar centers to see their model, their funding models, what partners they had and what can be learned from them. Centers that are most successful have diverse and nimble revenue streams.

In year two, goals were split into projects, partnerships, communications, and admin. Goal one wanted to ensure the project portfolio had high potential and high quality to become a benchmark center for advanced economic and community prosperity. We have really been growing our expertise in the childcare industry. Likewise, we have a focus in the aquaculture industry. We need to focus our efforts throughout the whole state of Virginia. The goal is to increase our average dollar value for a project of \$41,000 and we hope to increase that number along with the ability to make a difference representing new sources of funding. We are also aiming to grow partnerships as well. Sarah referenced her colleague Elli Travis who aims to grow the evaluation portfolio so that organizations across the state evaluate their work in a very collaborative, open-minded way.

With the communication goal came increased visibility for CECE through increased brand awareness, generation of high-quality leads, shared best practices, more customer value and celebration of colleagues.

The administrative goal is to make a more efficient and streamlined administrative structure by improving the internal operations of the center.

A follow up question was asked about the process of evaluating each application. Sarah expanded that the Program Coordinator created a spreadsheet to serve as a project decision tool to ease that burden.

John Provo indicated that the presentations would be made available on the Advisory Board site. Minutes that were passed out from the previous meeting went through approval process.

Video/meeting lasted 2:03:41.

### **Adjournment**

Susan thanked the speakers, attendees, and staff for their candor and advice. Vice Chair Susan Short adjourned the meeting at 1:59 PM.

**CENTER FOR ECONOMIC AND COMMUNITY ENGAGEMENT**

Vibrant Virginia:  
Encouraging Vibrant and  
Flourishing places in every  
part of the State



OUTREACH & INTERNATIONAL AFFAIRS  
CENTER FOR ECONOMIC AND  
COMMUNITY ENGAGEMENT  
VIRGINIA TECH

---

---

---

---

---

---

---

---

**Vibrant Virginia: How we got here?**

- State legislators call on Higher Education to respond to the **urban/rural divide** in Virginia: UVA, VT, VSU (2018)
- VV 1.0: (2018-2020)**
  - State policy report; Engagement: Seed funding; Book project
  - See Vibrant Virginia 1.0 Summary report: [https://cece.vt.edu/content/dam/cece\\_vt\\_edu/vibrantvirginiafinalreport.pdf](https://cece.vt.edu/content/dam/cece_vt_edu/vibrantvirginiafinalreport.pdf)
- VV 2.0: (2020-2022)**
  - VV Council; VV Impact Fund; Conference Series
  - See Vibrant Virginia web-page: <https://cece.vt.edu/VibrantVirginia.html>

---

---

---

---

---

---

---

---

CENTER FOR ECONOMIC AND COMMUNITY ENGAGEMENT

**The case for Vibrant Virginia: what is the need and opportunity?**

Vibrant Virginia responds to three pressing and persistent challenges across our state:

- Social disconnectedness
- Civic divisiveness
- Economic disparity




---

---

---

---

---

---

---

---

Our vision is to encourage:

Vibrant and flourishing places in every part of the Commonwealth.



---

---

---

---

---

---

---

---

We carry out this vision by:

Supporting a Vibrant Virginia Community of Practice:

Growing and supporting a broad network of university faculty, student, and community practitioners and researchers (affiliates)

Growing a Civic Well-being Initiative:

Building skills & capacity of communities and individuals to connect and cooperate across differences, to help people and places flourish.

Leading Community Exploratories:

Developing ongoing relationships in a place, with an anchor partner, around a particular theme or question, generating 1 or more projects.



---

---

---

---

---

---

---

---

Strategy I: VV Community of Practice:

- Quarterly Working Group/Affiliates Network – to begin Q4 2024

- Monthly Learning Series – 1 hour webinars; begins Q1 2025

- Blog/newsletter to comm of practice – begins Q1 2025

- VV Book project #2: - proposal to be developed Q1 2025

- Relationship-building with national funders: annual Council on Foundations event and conference proposal for June 2025

VIBRANT VIRGINIA  
ENGAGING THE COMMONWEALTH TO EXPAND ECONOMIC RESILIENCE



---

---

---

---

---

---

---

---

### Strategy II: Civic Well-being Initiative

- Seed funding call for VT/VCE faculty – Q4 2024 for projects in 2025; (\$45,000 in seed funding, estimate of 5-7 projects)
- Funding is for faculty stipends to encourage a pilot workshop, event, or program in a VA community responding to one of the VV challenges (Social disconnectedness; Civic divisiveness; or Economic disparity) and focused on enhancing Civic Well-being or community capacity
- Overall program includes community-based leadership and civic engagement programming in conjunction with VCE




---

---

---

---

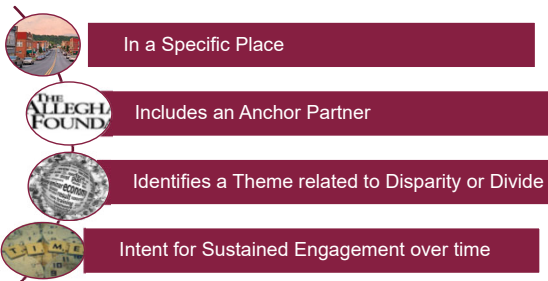
---

---

---

---

### Strategy 3: Vibrant Virginia Community Exploratories:




---

---

---

---

---

---

---

---

### VV Community Exploratories: An Example

PLACE

- Alleghany Highlands (includes Alleghany County, Covington, and Clifton Forge)



ANCHOR Partner:

- Alleghany Foundation

THEME:

- Economic Opportunity for All




---

---

---

---

---

---

---

---

CENTER FOR ECONOMIC AND COMMUNITY ENGAGEMENT

### VV Community Exploratories: An Example

PLACE

- Martinsville-Henry County

ANCHOR Partner:

- Harvest Foundation

THEME:

- Youth Flourishing




---

---

---

---

---

---

---

---

CENTER FOR ECONOMIC AND COMMUNITY ENGAGEMENT

### VV Community Exploratories: Emerging Places

PLACE


- Hopewell-Prince George

ANCHOR Partner:

- John Randolph Foundation (pending)

THEME:

- Civic Well-being




---

---

---

---

---

---

---

---

CENTER FOR ECONOMIC AND COMMUNITY ENGAGEMENT

### VV Community Exploratories: Emerging Places

PLACE


- Washington, Grayson, Russell and Smyth

ANCHOR Partner:

- Wellspring Foundation (tentative)

THEME:

- Outdoor Economy and Healthy Communities




---

---

---

---

---

---

---

---

CENTER FOR ECONOMIC AND COMMUNITY ENGAGEMENT

### 5 Ways You Can Support Our Work in Vibrant Virginia (VV)

- Join our Working Group/Affiliates Network
- Encourage your faculty or colleagues to consider joining Affiliates Network and/or responding to our seed funding call
- Consider direct contributions to the VV initiative in support of ongoing programs or our seed funding calls.
- Look for upcoming Community of Practice events and consider participating
- Community Exploratories- if you are interested in place/themes/partners, consider joining our team or connecting us with resources.

---



---



---



---



---



---



---

### FOR MORE INFORMATION

SCOTT TATE

[stater1@vt.edu](mailto:state1@vt.edu)

[www.cece.vt.edu](http://www.cece.vt.edu)



OUTREACH & INTERNATIONAL AFFAIRS  
CENTER FOR ECONOMIC AND  
COMMUNITY ENGAGEMENT  
VIRGINIA TECH

---



---



---



---



---



---



---



## I. **Mission of Center**

The center aims to boost Virginia Tech’s regional, national, and global impact, which is one of the university’s Beyond Boundaries goals. The center works to elevate the Ut Prosim difference by tackling critical societal needs such as regional economic restructuring, long-standing social challenges around inclusion, opportunity, and access to the economy, and the looming economic and social impacts of environmental change. The center also brings a uniquely transdisciplinary, high-impact approach to engagement, discovery, and learning, connecting teams of faculty to new opportunities around Virginia. Further, the center builds on the university’s unique position to respond to the state’s challenging urban-rural divide, enhancing connections between and within communities.

## II. **Classification of Center and Organizational Structure**

- CECE is a University Center.  
Dr. John Provo, serves as the CECE Executive Director.  
<https://cece.vt.edu/>
- 1) Please see organizational chart in attachment A.
- 2) Faculty affiliated with Center
  - Sarah Lyon-Hill, Director for Research Development
  - Afroze Mohammed, Associate Director of Strategic Alliances
  - Dylan Andrews, Economic Development Specialist
  - Anna Nagorniuk, Economic Development Specialist
  - Ashley Posthumus, Economic Development Specialist
  - John Provo, Executive Director
  - Scott Tate, Associate Director for Community Innovations
  - Elli Travis, Senior Economic Development Specialist
  - Mallory Tuttle, Associate Director, Newport News Center

## III. **Amendments to the Center Charter**

None

## IV. **Stakeholder Committee**

- Laura Belmonte, Dean, College of Liberal Arts and Human Sciences, Virginia Tech
- John Capps, President, Central Virginia Community College
- David Devan, Vice President for Economic Competitiveness, Virginia Economic Development Partnership



- Kiya Duffey, Director of Strategic Initiatives, Fralin Life Sciences Institute at Virginia Tech
- Sara Dunnigan, Deputy Director, GO Virginia and Economic Development, Virginia Department of Housing and Community Development (DHCD)
- Blair Durham, President and Co-Founder, Black BRAND, Hampton Roads Black Chamber
- Omar Faison, Associate Vice President for Research, Economic Development, and Graduate Studies, Virginia State University
- Deborah Flippo, Executive Director, GO Virginia Region 8
- Leah Fremouw, Chief Executive Officer, Bridging Virginia
- Guru Ghosh, Vice President, Outreach and International Affairs, Virginia Tech
- Mike Gutter, Director of Virginia Cooperative Extension and Associate Dean of the Virginia Tech College of Agriculture and Life Sciences
- Steve Harrison, Vice President, Business Intelligence & Communications, Hampton Roads Alliance, Immediate Past President, Virginia Economic Developers Association
- Conway Haskins, Faculty, Center for Leadership in Global Sustainability
- Matthew Hull, Associate Director for the Nanoscale Characterization and Fabrication Laboratory, Virginia Tech Institute for Critical Technology and Applied Science
- Erik Johnston, President and CEO, Virginia Community Action Partnership
- Tracy Krauchun, Director of Foundation Relations, LINK, Virginia Tech
- Elizabeth McClanahan, Chief Executive Officer, Virginia Tech Foundation
- Marc Nelson, Director, Roanoke Department of Economic Development
- Karen Roberto, Executive Director, Institute for Society, Culture and Environment, Virginia Tech
- Susan Short, Associate Vice President for Engagement
- Lauren Stuhldreher, Economic Development Representative for Virginia, U.S. Department of Commerce, Economic Development Administration
- Nicholas Swartz, Interim Dean & Associate Professor, James Madison University School of Professional & Continuing Education
- Christina Winn, Executive Director, Prince William County Department of Economic Development

**V. \*Major Contracts Received in 2023-2024**

The Center for Economic and Community Engagement received a total of 14 contracts with total funding of \$2,410,936 from these contracts. The top 6 are listed below.

- Appalachian Regional Commission, ARISE Planning Grant, Setting Appalachia's Workforce on Track to Adapt to the Changing Construction, Kentucky, Tennessee,



North Carolina, Ohio, Pennsylvania, Virginia, and West Virginia (\$453,743 Lyon-Hill, Posthumus, Nagorniuk)

- GO Virginia Region 2, Support Organization Services, (FY 2025 and FY 2026), New River, Lynchburg, Roanoke-Alleghany (\$500,000 Provo, Weber-Shirk/Sabokrouh)
- GO Virginia Region 2, Talent Pathways Initiative New River, Lynchburg, Roanoke-Alleghany (\$250,000 Weber-Shirk/Sabokrouh with Virginia Tech College of Engineering)
- GO Virginia Region 5 and 6, Promoting Careers in Aquaculture, Hampton Roads and Coastal Virginia (\$338,036 Tuttle, Mohammed, Nagorniuk)
- New River Valley Regional Commission, for US Economic Development Administration, Virginia's Additive Manufacturing and Advanced Materials Tech Hub, New River Valley and Danville, VA (\$172,000 Lyon-Hill, Provo, Andrews)
- Virginia State Council of Higher Education, VTOP Region 2 Internship Collaborative, New River, Lynchburg, Roanoke-Alleghany (\$175,000 Weber-Shirk, Sabokrouh)

#### VI. \*Major Proposals Submitted or Pending

- EPA Environmental and Climate Justice Community Change Grants Program Nationwide (\$1,862,946)
- New River Mount Rogers Workforce Development Board DOL Good Jobs Elder Care Needs Assessment and Evaluation (\$150,000)

\*\$100,000 and greater

#### VII. Significant Accomplishments in 2023-2024

This year CECE has addressed several strategic priorities for the university. The center has enhanced **Virginia Tech's impact** across the state, working with community, industry, agency, and university partners to pursue unique opportunities for **regional economic restructuring**. The Center advanced the university's **diversity and inclusion** goals through partnership with educational and business groups around the state. The Center further connected faculty and students with industry for a range of **experiential learning internships and other industry partnerships**, shaping Virginia's current and future economic and workforce development.

Alongside these strategic priorities, the Center serves as a **trusted source of economic and community research** providing strategic planning and analysis, economic impact and market analysis, feasibility studies and business/operational plans, for community and university partners working at the national, state, regional, and local level. The Center also translates work into published scholarship, engages in academic and professional service, and provides opportunities for dialogue and learning, advancing important discussions of policy and practice.



Along with several multi-year projects continuing this year, the Center's work was supported by more than **\$2,802,070 in new funding**. This includes very competitive awards from national and state funders as well as new community partners from different parts of the state.

**VIII. Industrial Affiliates Program**

**IX. Report of Financial Condition**

*Please see financial reports in attachments C through F.*

**X Major Issues of the Center**

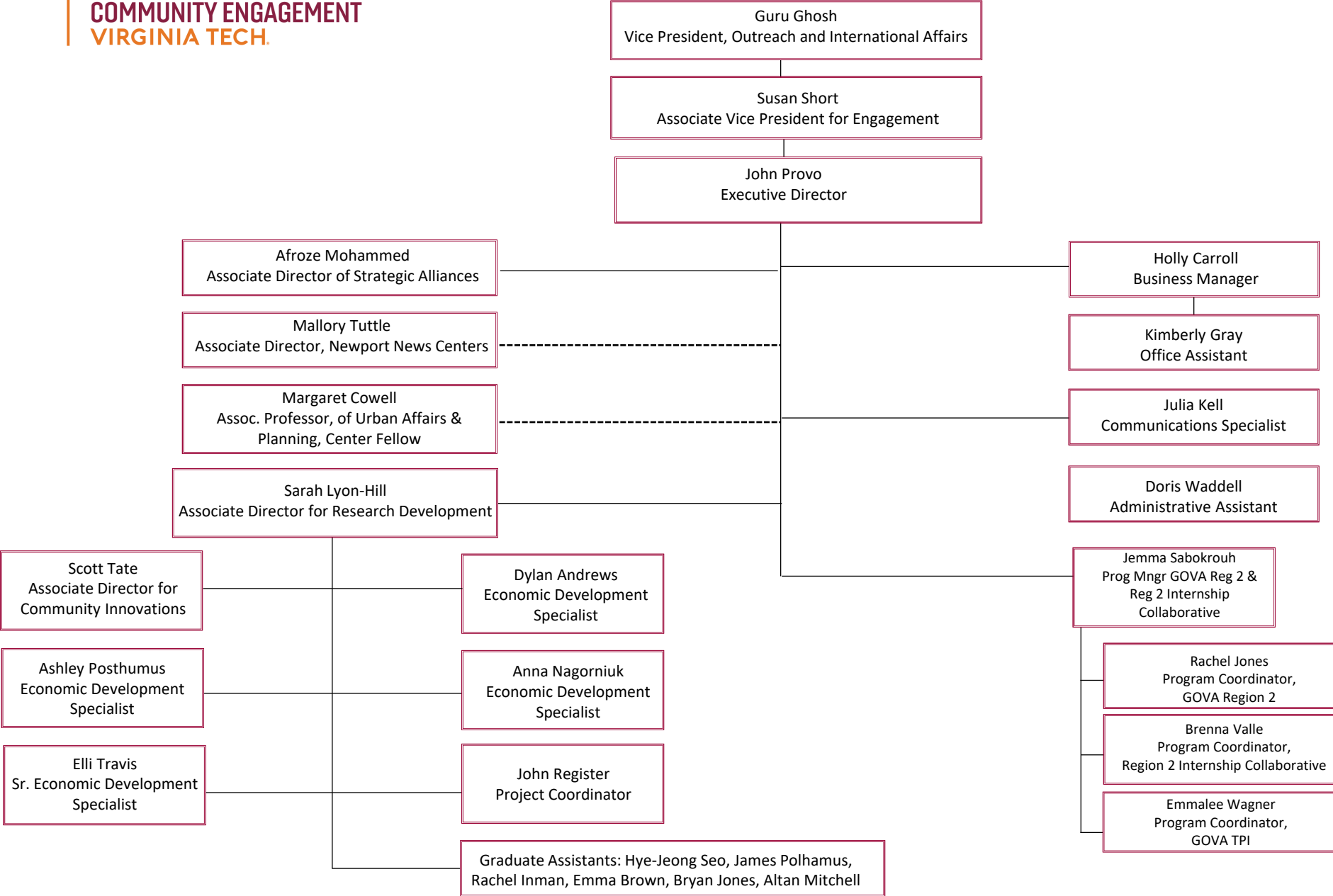
Strategic goals for the center include the efficient and effective management of its project portfolio, in support of university's Beyond Boundaries goal of increasing Virginia Tech's regional, national, and global impact. With that in mind the center has undergone substantial growth, both in the volume of its own externally funded project portfolio, and in the number, scale, and complexity of projects it leads or collaborates on across the university. Current sponsors and recent submission include the US Economic Development Administration, the National Science Foundation, US AID, US DOE, GO Virginia, and the Appalachian Regional Commission. The unit has also added or expanded ongoing state-funded programs supported by SCHEV and the VA Department of Housing and Community Development.

Managerial capacity has not grown at the same pace as the center's project portfolio. E&G funding supporting managerial and support staff capacity has not grown at the same pace as the center's project portfolio. Last year the center's executive director used soft funding to support hiring a new director for research development. They are working to develop systems with faculty and staff to enhance support for these positions in project budgets. The executive director hopes to work with division senior leadership to identify opportunities to identify base funding to support managerial and support staff personnel.

ATTACHMENT A



OUTREACH & INTERNATIONAL AFFAIRS  
**CENTER FOR ECONOMIC AND  
 COMMUNITY ENGAGEMENT**  
 VIRGINIA TECH.

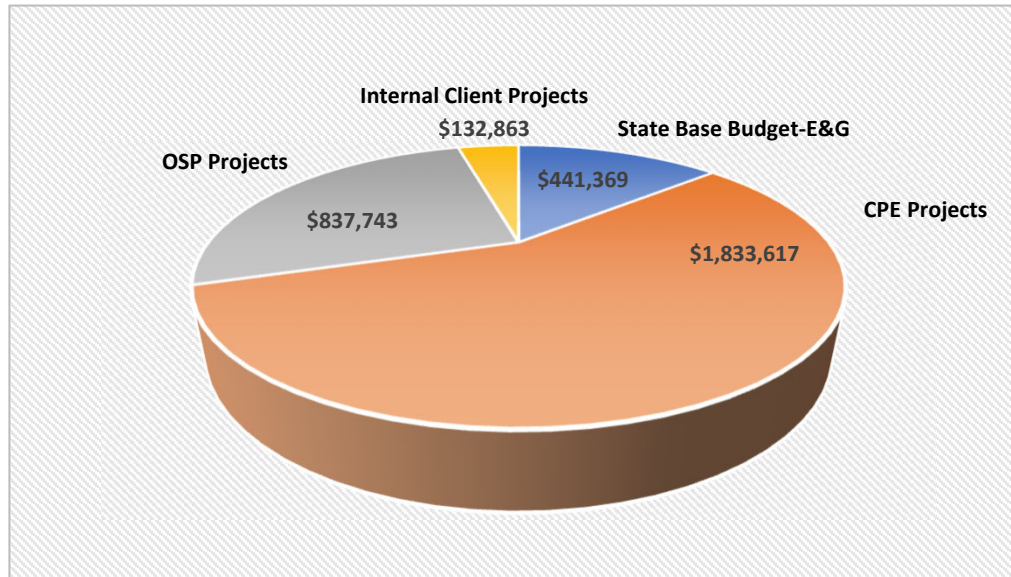




**OUTREACH & INTERNATIONAL AFFAIRS  
CENTER FOR ECONOMIC AND  
COMMUNITY ENGAGEMENT  
VIRGINIA TECH.**

**CECE Fund Sources**

	<b>FY 2023</b>
State Base Budget-E&G	\$ 441,369
CPE Administered Projects	\$ 1,833,617
OSP-Administered Projects	\$ 837,743
Internal Client Projects	\$ 132,863
	<u>\$ 3,245,592</u>



# ATTACHMENT D

Virginia Tech - FINANCE Production

## SNAPSHOT BY ORGANIZATION

Fiscal Year 2024 through the period ending June 30, 2024

Help  
Data Extract

-- Operating Ledger by Budget Available Fund --

Sr Management: S28 Vice Pres-Outreach & Intrntl Affrs  
Management: M286 Engagement Initiatives  
Department: 0659 Economic Development

**BAVL Fund: 1000 208 E & G Operating Funds**

Expenditures

Fund	Manager Name	Adopted Budget	Revised Budget	Actual to Date		Commitments	Budget Balance**	Percent Used
				June	Fiscal Year			
115791 Ec Init & Mkt Research Salary	Not Available	392,990.00	501,629.65	<u>15,331.97</u>	388,386.07	0.00	113,243.58	77.42
115792 Ec Init & Mkt Research Operating	Not Available	48,379.00	101,282.61	<u>25,162.02</u>	99,150.44	0.00	2,132.17	97.89
199414 EconD cost Share	Tate, Anthony S.	0.00	547.90	<u>0.00</u>	2,198.06	0.00	(1,650.16)	401.18
199450 CS Virginia i3 Regional	Tate, Anthony S.	0.00	31,781.55	<u>5,008.50</u>	128,786.45	0.00	(97,004.90)	405.22
199693 Cost Share - Setting Appalachias Wo	Lyon-Hill, Sarah E.	0.00	5,418.39	<u>1,529.32</u>	22,096.22	0.00	(16,677.83)	407.80
* 970015 VTF ATG Charges - 882220								
<b>Total Expenditures</b>		441,369.00	640,660.10	47,031.81	640,617.24	(0.00)	42.86	99.99
<b>Total Expenditures and Transfers</b>		441,369.00	640,660.10	47,031.81	640,617.24	(0.00)	42.86	99.99

\* Fund not monitored by budget balance. See cash report for balance available.

\*\* Balance Available excludes actual expenses for local cash funds.

Virginia Tech - FINANCE Production  
**SNAPSHOT BY ORGANIZATION**  
Fiscal Year 2024 through the period ending June 30, 2024

-- Operating Ledger by Budget Available Fund --

Help  
Data Extract

Sr Management: S28 Vice Pres-Outreach & Intrntl Affrs  
Management: M286 Engagement Initiatives  
Department: 0659 Economic Development

**BAVL Fund: 12058 CE Returned Surplus Funds**

Fund	Manager Name	Adopted Budget	Revised Budget	Actual to Date		Commitments	Budget Balance**	Percent Used
				June	Fiscal Year			
562233 GO Virginia CPE Surplus	Not Available	(160,360.21)	(160,360.21)	(38,211.08)	(52,180.23)	173.00	(108,352.98)	32.43
* 970015 VTF ATG Charges - 882220								
<b>Total Expenditures</b>		(160,360.21)	(160,360.21)	(38,211.08)	(52,180.23)	173.00	(108,352.98)	32.43
<b>Total Expenditures and Transfers</b>		(160,360.21)	(160,360.21)	(38,211.08)	(52,180.23)	173.00	(108,352.98)	32.43

\* Fund not monitored by budget balance. See cash report for balance available.

\*\* Balance Available excludes actual expenses for local cash funds.

Virginia Tech - FINANCE Production  
**SNAPSHOT BY ORGANIZATION**  
Fiscal Year 2024 through the period ending June 30, 2024

-- Operating Ledger by Budget Available Fund --

Help  
Data Extract

Sr Management: S28 Vice Pres-Outreach & Intrntl Affrs  
Management: M286 Engagement Initiatives  
Department: 0659 Economic Development

**BAVL Fund: 1600 E & G VCE Matching Funds**

Expenditures

Fund	Manager Name	Adopted Budget	Revised Budget	Actual to Date		Commitments	Budget Balance**	Percent Used
				June	Fiscal Year			
143999 Cost Share - Setting Appalachias W	Provo, John A.	0.00	(0.01)	<u>0.00</u>	(0.01)	0.00	0.00	100.00
* 970015 VTF ATG Charges - 882220								
<b>Total Expenditures</b>		0.00	(0.01)	0.00	(0.01)	0.00	0.00	100.00

\* Fund not monitored by budget balance. See cash report for balance available.

\*\* Balance Available excludes actual expenses for local cash funds.

Virginia Tech - FINANCE Production  
**SNAPSHOT BY ORGANIZATION**  
Fiscal Year 2024 through the period ending June 30, 2024

-- Operating Ledger by Budget Available Fund --

Help  
Data Extract

Sr Management: S28 Vice Pres-Outreach & Intrntl Affrs  
Management: M286 Engagement Initiatives  
Department: 0659 Economic Development

**BAVL Fund: 1600 E & G VCE Matching Funds**

Fund	Manager Name	Adopted Budget	Revised Budget	Actual to Date		Commitments	Budget Balance**	Percent Used
				June	Fiscal Year			
141677 VCE - Vibrant VA - S. Tate	Not Available	0.00	11,100.26	<u>2,370.44</u>	9,457.78	(0.00)	1,642.48	85.20
* 970015 VTF ATG Charges - 882220								
<b>Total Expenditures</b>		0.00	11,100.26	2,370.44	9,457.78	(0.00)	1,642.48	85.20
<b>Total Expenditures and Transfers</b>		0.00	11,100.25	2,370.44	9,457.77	0.00	1,642.48	85.20

\* Fund not monitored by budget balance. See cash report for balance available.

\*\* Balance Available excludes actual expenses for local cash funds.

Virginia Tech - FINANCE Production  
**SNAPSHOT BY ORGANIZATION**  
Fiscal Year 2024 through the period ending June 30, 2024

-- Operating Ledger by Budget Available Fund --

Help  
Data Extract

Sr Management: S28 Vice Pres-Outreach & Intrntl Affrs  
Management: M286 Engagement Initiatives  
Department: 0659 Economic Development

**BAVL Fund: B80303 Returned Overhead Funds**

Fund	Manager Name	Adopted Budget	Revised Budget	Actual to Date		Commitments	Budget Balance**	Percent Used
				June	Fiscal Year			
220383 Inst/PS OH Economic Development	Not Available	149,204.62	52,409.55	<u>0.00</u>	11,803.79	0.00	40,605.76	22.52
232806 OIA/Economic Dev OH	Not Available	(90,816.09)	5,978.98	<u>0.00</u>	5,978.98	0.00	0.00	100.00
* 970015 VTF ATG Charges - 882220								
<b>Total Expenditures</b>		<b>58,388.53</b>	<b>58,388.53</b>	<b>0.00</b>	<b>17,782.77</b>	<b>0.00</b>	<b>40,605.76</b>	<b>30.46</b>
<b>Total Expenditures and Transfers</b>		<b>58,388.53</b>	<b>58,388.53</b>	<b>0.00</b>	<b>17,782.77</b>	<b>0.00</b>	<b>40,605.76</b>	<b>30.46</b>

\* Fund not monitored by budget balance. See cash report for balance available.

\*\* Balance Available excludes actual expenses for local cash funds.

Virginia Tech - FINANCE Production  
**SNAPSHOT BY ORGANIZATION**  
Fiscal Year 2024 through the period ending June 30, 2024

-- Operating Ledger by Budget Available Fund --

Help  
Data Extract

Sr Management: S28 Vice Pres-Outreach & Intrntl Affrs  
Management: M286 Engagement Initiatives  
Department: 0659 Economic Development

**BAVL Fund: E80100 Restricted State Appropriations**

Fund	Manager Name	Adopted Budget	Revised Budget	Actual to Date		Commitments	Budget Balance**	Percent Used
				June	Fiscal Year			
554972 Commonwealth Innov. Internship Fund	Not Available	181,419.53	181,419.53	<u>0.00</u>	21,004.53	0.00	160,415.00	11.58
* 970015 VTF ATG Charges - 882220								
<b>Total Expenditures</b>		181,419.53	181,419.53	0.00	21,004.53	0.00	160,415.00	11.58
<b>Total Expenditures and Transfers</b>		181,419.53	181,419.53	0.00	21,004.53	0.00	160,415.00	11.58

\* Fund not monitored by budget balance. See cash report for balance available.

\*\* Balance Available excludes actual expenses for local cash funds.

Virginia Tech - FINANCE Production  
**SNAPSHOT BY ORGANIZATION**  
Fiscal Year 2024 through the period ending June 30, 2024

Help  
Data Extract

-- Operating Ledger by Budget Available Fund --

Sr Management: S28 Vice Pres-Outreach & Intrntl Affrs  
Management: M286 Engagement Initiatives  
Department: 0659 Economic Development

**BAVL Fund: E80346 VA Innovative internship Fund**

Revenue

Fund	Manager Name	Adopted Budget	Revised Budget	Actual to Date		Commitments	Budget Balance**	Percent Earned
				June	Fiscal Year			
554983 VA Innovative Internship Grant	Not Available	0.00	0.00	<u>0.00</u>	0.00	0.00	0.00	--N/A--
* 970015 VTF ATG Charges - 882220								
<b>Total Revenue</b>		0.00	0.00	0.00	0.00	0.00	0.00	--N/A--

Expenditures

Fund	Manager Name	Adopted Budget	Revised Budget	Actual to Date		Commitments	Budget Balance**	Percent Used
				June	Fiscal Year			
554983 VA Innovative Internship Grant	Not Available	125,000.00	125,000.00	<u>0.00</u>	125,000.00	0.00	0.00	100.00
* 970015 VTF ATG Charges - 882220								
<b>Total Expenditures</b>		125,000.00	125,000.00	0.00	125,000.00	0.00	0.00	100.00

Transfers

Fund	Manager Name	Adopted Budget	Revised Budget	Actual to Date		Commitments	Budget Balance**	Percent Used
				June	Fiscal Year			
554983 VA Innovative Internship Grant	Not Available	0.00	0.00	<u>0.00</u>	0.00	0.00	0.00	--N/A--
* 970015 VTF ATG Charges - 882220								
<b>Total Transfers</b>		0.00	0.00	0.00	0.00	0.00	0.00	--N/A--
<b>Total Expenditures and Transfers</b>		125,000.00	125,000.00	0.00	125,000.00	0.00	0.00	100.00

\* Fund not monitored by budget balance. See cash report for balance available.

\*\* Balance Available excludes actual expenses for local cash funds.

Virginia Tech - FINANCE Production  
**SNAPSHOT BY ORGANIZATION**  
Fiscal Year 2024 through the period ending June 30, 2024

-- Operating Ledger by Budget Available Fund --

Help  
Data Extract

Sr Management: S28 Vice Pres-Outreach & Intrntl Affrs  
Management: M286 Engagement Initiatives  
Department: 0659 Economic Development

**BAVL Fund: V10500 PosAll-208 E&G**

Expenditures

Fund	Manager Name	Adopted Budget	Revised Budget	Actual to Date		Commitments	Budget Balance**	Percent Used
				June	Fiscal Year			
* 970015 VTF ATG Charges - 882220								
V00337 208 E&G Position Alloc. Org 065900	Not Available	2.30	2.30	<u>0.00</u>	0.00	0.00	2.30	0.00
<b>Total Expenditures</b>		2.30	2.30	0.00	0.00	0.00	2.30	0.00
<b>Total Expenditures and Transfers</b>		2.30	2.30	0.00	0.00	0.00	2.30	0.00

\* Fund not monitored by budget balance. See cash report for balance available.

\*\* Balance Available excludes actual expenses for local cash funds.

Virginia Tech - FINANCE Production  
**SNAPSHOT BY ORGANIZATION**  
Fiscal Year 2024 through the period ending June 30, 2024

-- Operating Ledger by Budget Available Fund --

Help  
Data Extract

Sr Management: S28 Vice Pres-Outreach & Intrntl Affrs  
Management: M286 Engagement Initiatives  
Department: 0659 Economic Development

**BAVL Fund: WLFTRS Tuition Remission Scholarships**

Expenditures

Fund	Manager Name	Adopted Budget	Revised Budget	Actual to Date		Commitments	Budget Balance**	Percent Used
				June	Fiscal Year			
* 970015 VTF ATG Charges - 882220								
999652 State Grad - Economic Development	Not Available	0.00	55,269.50	<u>0.00</u>	55,269.50	0.00	0.00	100.00
<b>Total Expenditures</b>		0.00	55,269.50	0.00	55,269.50	0.00	0.00	100.00
<b>Total Expenditures and Transfers</b>		0.00	55,269.50	0.00	55,269.50	0.00	0.00	100.00

\* Fund not monitored by budget balance. See cash report for balance available.

\*\* Balance Available excludes actual expenses for local cash funds.

Virginia Tech - FINANCE Production  
**SNAPSHOT BY ORGANIZATION**  
Fiscal Year 2024 through the period ending June 30, 2024

-- Operating Ledger by Budget Available Fund --

Help  
Data Extract

Sr Management: S28 Vice Pres-Outreach & Intrntl Affrs  
Management: M286 Engagement Initiatives  
Department: 0659 Economic Development

**Budget Major Fund: 04000 Continuing Education**

Fund	Manager Name	Adopted Budget	Revised Budget	Actual to Date		Commitments	Budget Balance**	Percent Used
				June	Fiscal Year			
561699 OED Surplus	Not Available	168,896.73	168,896.73	(53,150.94)	16,139.64	16,329.07	136,428.02	19.22
* 970015 VTF ATG Charges - 882220								
<b>Total Expenditures</b>		168,896.73	168,896.73	(53,150.94)	16,139.64	16,329.07	136,428.02	19.22
<b>Total Expenditures and Transfers</b>		168,896.73	168,896.73	(53,150.94)	16,139.64	16,329.07	136,428.02	19.22

\* Fund not monitored by budget balance. See cash report for balance available.

\*\* Balance Available excludes actual expenses for local cash funds.

Virginia Tech - FINANCE Production  
**SNAPSHOT BY ORGANIZATION**  
Fiscal Year 2024 through the period ending June 30, 2024

Help  
Data Extract

-- Operating Ledger by Budget Available Fund --

Sr Management: S28 Vice Pres-Outreach & Intrntl Affrs  
Management: M286 Engagement Initiatives  
Department: 0659 Economic Development

**Budget Major Fund: 07000 Sponsored Programs**

Revenue

Fund	Manager Name	Adopted Budget	Revised Budget	Actual to Date		Commitments	Budget Balance**	Percent Earned
				June	Fiscal Year			
420246 Precision Agriculture for a Resilie	Lyon-Hill, Sarah E.	0.00	0.00	<u>0.00</u>	19,428.65	0.00	(19,428.65)	--N/A--
423627 Eliminating marketing barriers to s	Tate, Anthony S.	0.00	0.00	<u>0.00</u>	7,997.86	0.00	(7,997.86)	--N/A--
445803 Residual Revenue	Lyon-Hill, Sarah E.	0.00	0.00	<u>0.00</u>	4,388.61	0.00	(4,388.61)	--N/A--
545331 ARENI	Provo, John A.	0.00	0.00	<u>0.00</u>	433,926.31	0.00	(433,926.31)	--N/A--
545336 BBB Future of Transporation	Provo, John A.	0.00	0.00	<u>0.00</u>	53,429.29	0.00	(53,429.29)	--N/A--
545377 ARC ARISE - Industrialized Construc	Lyon-Hill, Sarah E.	0.00	0.00	<u>0.00</u>	26,537.27	0.00	(26,537.27)	--N/A--
548115 Region 2 Internship Collaborative:	Provo, John A.	0.00	0.00	<u>0.00</u>	196,004.53	0.00	(196,004.53)	--N/A--
548181 Impact of the Virginia Data Center	Lyon-Hill, Sarah E.	0.00	0.00	<u>0.00</u>	35,369.58	0.00	(35,369.58)	--N/A--
* 970015 VTF ATG Charges - 882220								
<b>Total Revenue</b>		0.00	0.00	0.00	777,082.10	0.00	(777,082.10)	--N/A--

Expenditures

Fund	Manager Name	Adopted Budget	Revised Budget	Actual to Date		Commitments	Budget Balance**	Percent Used
				June	Fiscal Year			
420246 Precision Agriculture for a Resilie	Lyon-Hill, Sarah E.	14,106.35	14,106.35	<u>0.00</u>	14,106.35	0.00	0.00	100.00
423627 Eliminating marketing barriers to s	Tate, Anthony S.	(86.30)	(86.30)	<u>0.00</u>	0.00	0.00	(86.30)	0.00
445803 Residual Revenue	Lyon-Hill, Sarah E.	5,422.84	5,422.84	<u>0.00</u>	752.62	0.00	4,670.22	13.88
544298 NRV Tech Hub	Lyon-Hill, Sarah E.	99,978.00	99,978.00	<u>2,449.91</u>	15,051.50	0.00	84,926.50	15.05
545331 ARENI	Provo, John A.	303,324.24	303,324.24	<u>18,535.43</u>	288,232.11	16,430.69	(1,338.56)	100.44
545336 BBB Future of Transporation	Provo, John A.	48,985.93	48,985.93	<u>0.00</u>	47,173.52	0.00	1,812.41	96.30
545340 EDA UC Year 3	Tate, Anthony S.	205,285.23	205,285.23	<u>2,252.61</u>	135,790.41	20,926.25	48,568.57	76.34
545377 ARC ARISE - Industrialized Construc	Lyon-Hill, Sarah E.	321,066.00	321,066.00	<u>11,616.54</u>	112,233.54	91,038.52	117,793.94	63.31
548115 Region 2 Internship Collaborative:	Provo, John A.	189,165.18	189,165.18	<u>6,824.90</u>	158,598.20	2,432.50	28,134.48	85.13
548181 Impact of the Virginia Data Center	Lyon-Hill, Sarah E.	2,634.19	2,634.19	<u>0.00</u>	2,634.19	0.00	0.00	100.00
* 970015 VTF ATG Charges - 882220								
<b>Total Expenditures</b>		1,189,881.66	1,189,881.66	41,679.39	774,572.44	130,827.96	284,481.26	76.09
<b>Total Expenditures and Transfers</b>		1,189,881.66	1,189,881.66	41,679.39	774,572.44	130,827.96	284,481.26	76.09

\* Fund not monitored by budget balance. See cash report for balance available.

\*\* Balance Available excludes actual expenses for local cash funds.

Virginia Tech - FINANCE Production  
**SNAPSHOT BY ORGANIZATION**  
Fiscal Year 2024 through the period ending June 30, 2024

-- Operating Ledger by Budget Available Fund --

Help  
Data Extract

Sr Management: S28 Vice Pres-Outreach & Intrntl Affrs  
Management: M286 Engagement Initiatives  
Department: 0659 Economic Development

**Budget Major Fund: 99900 Other**

Revenue

Fund	Manager Name	Adopted Budget	Revised Budget	Actual to Date		Commitments	Budget Balance**	Percent Earned
				June	Fiscal Year			
* 970015 VTF ATG Charges - 882220	Carroll, Holly A.	--N/A--	--N/A--	42.74	304.29	0.00	--N/A--	--N/A--
Total Revenue		--N/A--	--N/A--	42.74	304.29	0.00	--N/A--	--N/A--

Expenditures

Fund	Manager Name	Adopted Budget	Revised Budget	Actual to Date		Commitments	Budget Balance**	Percent Used
				June	Fiscal Year			
* 970015 VTF ATG Charges - 882220	Carroll, Holly A.	--N/A--	--N/A--	0.00	42.74	0.00	--N/A--	--N/A--
Total Expenditures		--N/A--	--N/A--	0.00	42.74	0.00	--N/A--	--N/A--
Total Expenditures and Transfers		--N/A--	--N/A--	0.00	42.74	0.00	--N/A--	--N/A--

Total for 0659:Economic Development

REVENUE	0.00	0.00	42.74	777,386.39	--N/A--	(777,082.10)	--N/A--
EXPENDITURES AND TRANSFERS	2,004,597.54	2,270,258.39	(280.38)	1,607,706.40	147,330.03	515,264.70	77.30

\* Fund not monitored by budget balance. See cash report for balance available.

\*\* Balance Available excludes actual expenses for local cash funds.

VTF\_FUND\_CASH\_BALANCE(V9)

Virginia Tech - Warehouse PROD

11-SEP-2024 10:47:05

Virginia Tech Foundation, Inc.  
 Fund Cash Balances  
 Through Period Ending June 30, 2024

hcarroll

Senior Management: S28 Vice Pres-Outreach & Intrntl Affrs  
 Management: M286 Engagement Initiatives  
 Department: 0659 Economic Development  
 Organization: 065900 Economic Development

Fund	Fnd Type	Fund Description	Program	Program Description	Cash Balance
882220	2E	Center Economic & Community Engagem	10110	Academics	16,251.98
<b>Total for Organization 065900 - Economic Development</b>					<b>\$16,251.98</b>

**Center for Economic and Community Engagement  
Administration and Program Budgets  
Fiscal Year 2023-2024  
6/30/2024**

	<b>Budget Budget 2023-2024</b>	<b>Budget Adjustments 2023-2024</b>	<b>Adjusted Budget 2023-2024</b>	<b>Actuals 6/30/2024</b>
208 E&G Allocation-Base	441,369	161,543	602,912	602,912
208 E&G - Prior Year Carryover	-			0
Estimated Fringe Budget			143,792	143,792
Tuition Remission	55,270		55,270	55,270
Cost Share - EconD			548	548
Cost Share - Virginia i3 Regional			31,782	31,782
Cost Share - Setting Appalachians Wo			5,418	5,418
<b>Total Revenue</b>	<b>496,639</b>	<b>161,543</b>	<b>839,722</b>	<b>839,722</b>

	<b>Budget Budget 2023-2024</b>	<b>Budget Adjustments 2023-2024</b>	<b>Adjusted Budget 2023-2024</b>	<b>Actuals 6/30/2024</b>
A/P Faculty	366,775		366,775	366,775
Classified Staff	26,215		26,215	26,215
General Wages			0	0
Operating	48,379		48,379	48,379
Estimated Fringe Budget			143,792	143,792
Cost Share			37,748	37,748
<b>Total Expenditures</b>	<b>441,369</b>		<b>622,909</b>	<b>622,909</b>

<b>OSP Projects</b>	<b>Budget Budget 2023-2024</b>	<b>Budget Adjustments 2023-2024</b>	<b>Adjusted Budget 2023-2024</b>	<b>Actuals 6/30/2024</b>
OSP Projects	<b>1,189,882</b>		<b>1,189,882</b>	
<b>Total Revenue</b>	<b>1,189,882</b>		<b>1,189,882</b>	<b>1,189,882</b>

A/P Faculty	252,055		252,055	
Classified Staff	6,797		6,797	
Operating	669,904		669,904	
GA Salaries	48,298		48,298	
Wage	98,730		98,730	
Estimated Fringe Budget	108,675		108,675	
Residual Revenue	5,423		5,423	
<b>Total Expenditures</b>	<b>1,189,882</b>		<b>1,189,882</b>	<b>1,189,882</b>

<b>OH Funds</b>	<b>Budget Budget 2023-2024</b>	<b>Budget Adjustments 2023-2024</b>	<b>Adjusted Budget 2023-2024</b>	<b>Actuals 6/30/2024</b>
Overhead Funds	<b>58,389</b>		<b>58,389</b>	
<b>Total Revenue</b>	<b>58,389</b>		<b>58,389</b>	<b>58,389</b>

A/P Faculty	(87,437)		(87,437)	
Classified Staff	(36,519)		(36,519)	
Wages	(13,506)		(13,506)	

GA Salaries	(54,995)	(54,995)	
Operating	301,345	301,345	
Estimated Fringe Budget	(50,500)	(50,500)	
<b>Total Expenditures</b>	<b>58,388</b>	<b>58,388</b>	<b>58,388</b>

**GOVA**

	Budget	Budget	Adjusted	Actuals
	2023-2024	Adjustments	Budget	6/30/2024
	2023-2024	2023-2024	2023-2024	6/30/2024

GOVA Fund	(160,360)		(160,360)	
<b>Total Revenue</b>	<b>(160,360)</b>		<b>(160,360)</b>	<b>(160,360)</b>

A/P Faculty	(360,583)		(360,583)	
Classified Staff	(189,924)		(189,924)	
Wages	(35,607)		(35,607)	
GA Salaries	(27,989)		(27,989)	
Operating	(14,149)		(14,149)	
Estimated Fringe Budget	(220,096)		(220,096)	
Misc Contractual Serv Bdgt	687,988		687,988	
<b>Total Expenditures</b>	<b>(160,360)</b>		<b>(160,360)</b>	<b>(160,360)</b>

**Surplus Funds**

	Budget	Budget	Adjusted	Actuals
	2023-2024	Adjustments	Budget	6/30/2024
	2023-2024	2023-2024	2023-2024	6/30/2024

Surplus Fund	168,897		168,897	
<b>Total Revenue</b>	<b>168,897</b>		<b>168,897</b>	<b>168,897</b>

A/P Faculty	(264,287)		(264,287)	
Classified Staff	(126,484)		(126,484)	
Wages	(278,280)		(278,280)	
GA Salaries	(227,366)		(227,366)	
Operating	1,238,480		1,238,480	
Dept Admin Fee			0	
Estimated Fringe Budget	(173,166)		(173,166)	
<b>Total Expenditures</b>	<b>168,896</b>		<b>168,896</b>	<b>168,896</b>

**Budget Balance at 6/30/2023**

				<b>\$ 216,813.14</b>
--	--	--	--	----------------------